

**‘Commuting is a way of life for many’: Mobile
Workers and Newfoundland’s Nickel
Processing Sector**

Joshua Barrett

MA Candidate, Department of Geography
Memorial University

March 11, 2016

Outline

- Discussion of ‘Mobilities Turn’
- Research Questions and Methodology
- Case Study Description
- Results
- Moving Forward

Mobilities Turn

- ‘Movement’ largely focused in spatial science literature during 1960s and 1970s
- Social and cultural contexts started to become considered within mobility
- The Mobilities Turn
 - Multiple mobilities are related
 - Mobility is experienced
 - The role of power in mobility

On the Move Partnership



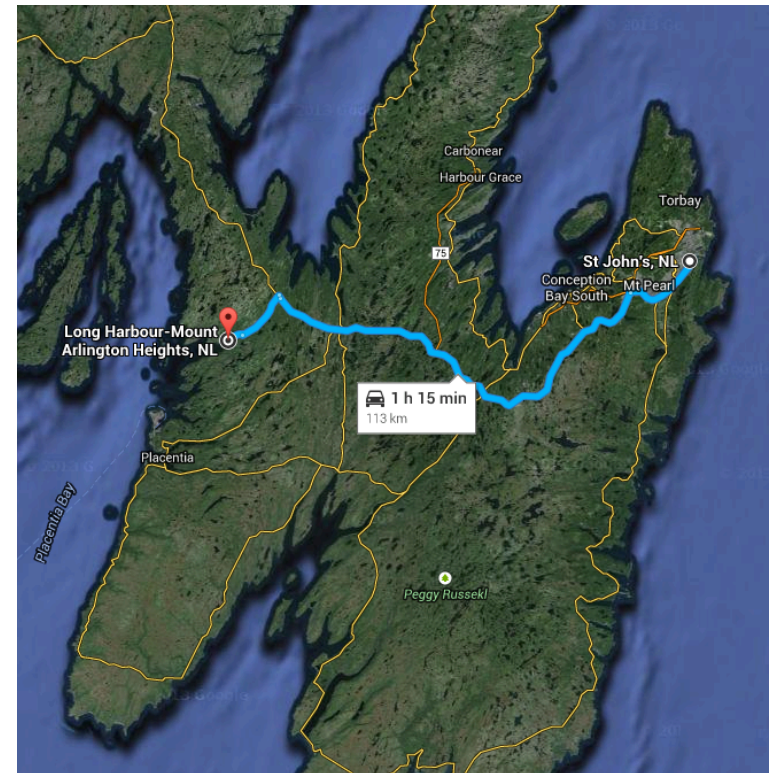
- Working in seven Canadian provinces and abroad
 - British Columbia
 - Alberta
 - Ontario
 - Quebec
 - Nova Scotia
 - Prince Edward Island
 - Newfoundland and Labrador
 - Norway, Iceland, the United Kingdom, the United States
- Multiple sectors
 - Oil and gas
 - Mining
 - Nickel processing
 - Retail service
 - Health
 - Construction
 - Trucking
 - Shipping
 - Tourism
 - Forestry
 - Fisheries

Research Questions

1. What factors influence a worker's decision to stay in their source communities and commute rather than relocate closer to their worksite?
2. How do mobile workers invest their time in their source communities?
3. How do mobile workers financially invest in their source communities?



Case Study



Methodology

- Distributed 400 questionnaires to nickel processing employees, 131 were completed
- 21 semi structured interviews conducted
- Participant observation



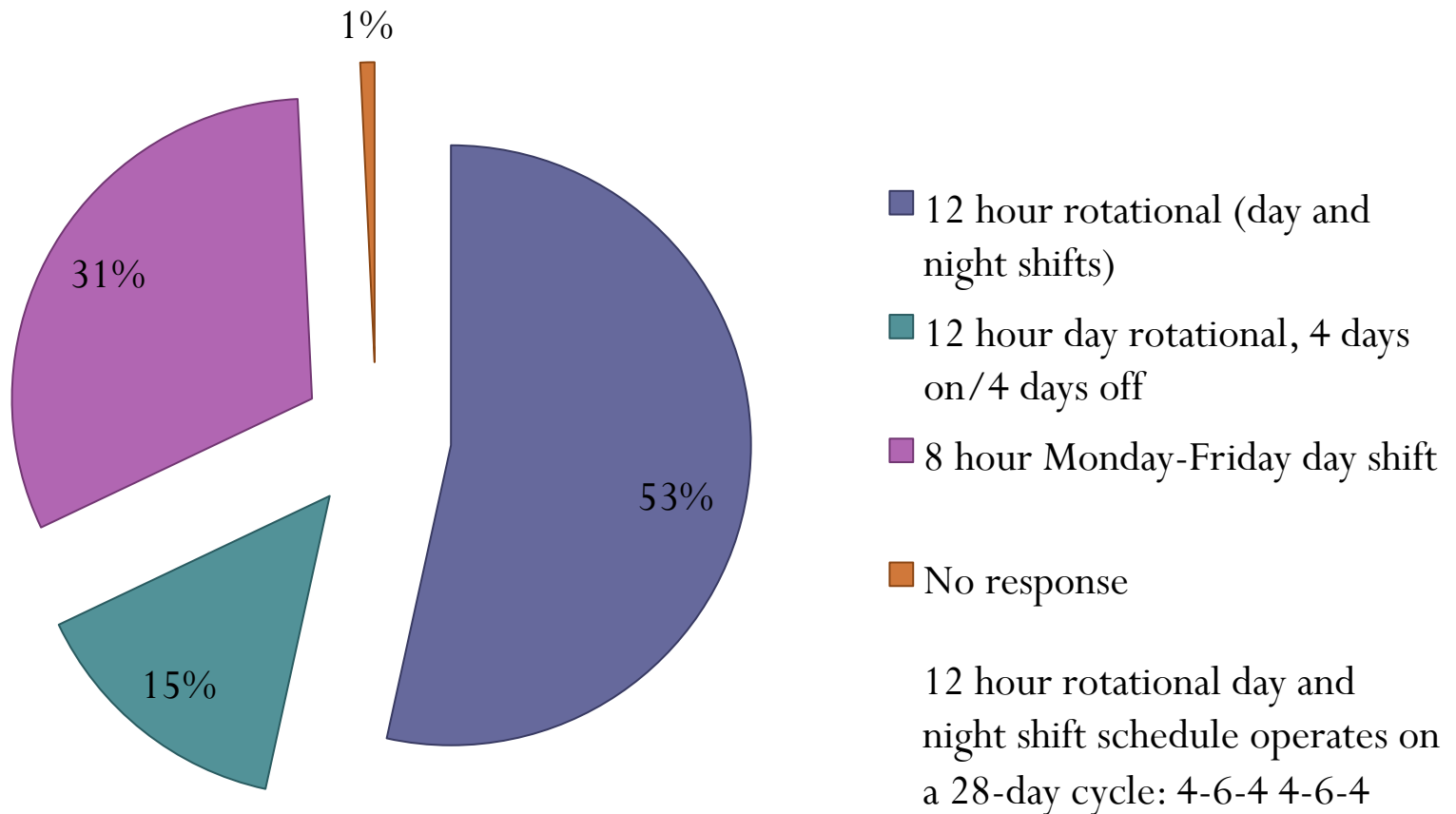
Long Harbour, NL (Hall, 2014)

Source Communities

<i>Community of Primary Residence</i>	<i>Percentage of Respondents</i>
St. John's	23%
Conception Bay South	11%
Paradise	9%
Mount Pearl	6%
Placentia	5%
Bay Roberts	5%
Long Harbour	3%
Torbay	2%
Dildo	2%
Kelligrews*	2%

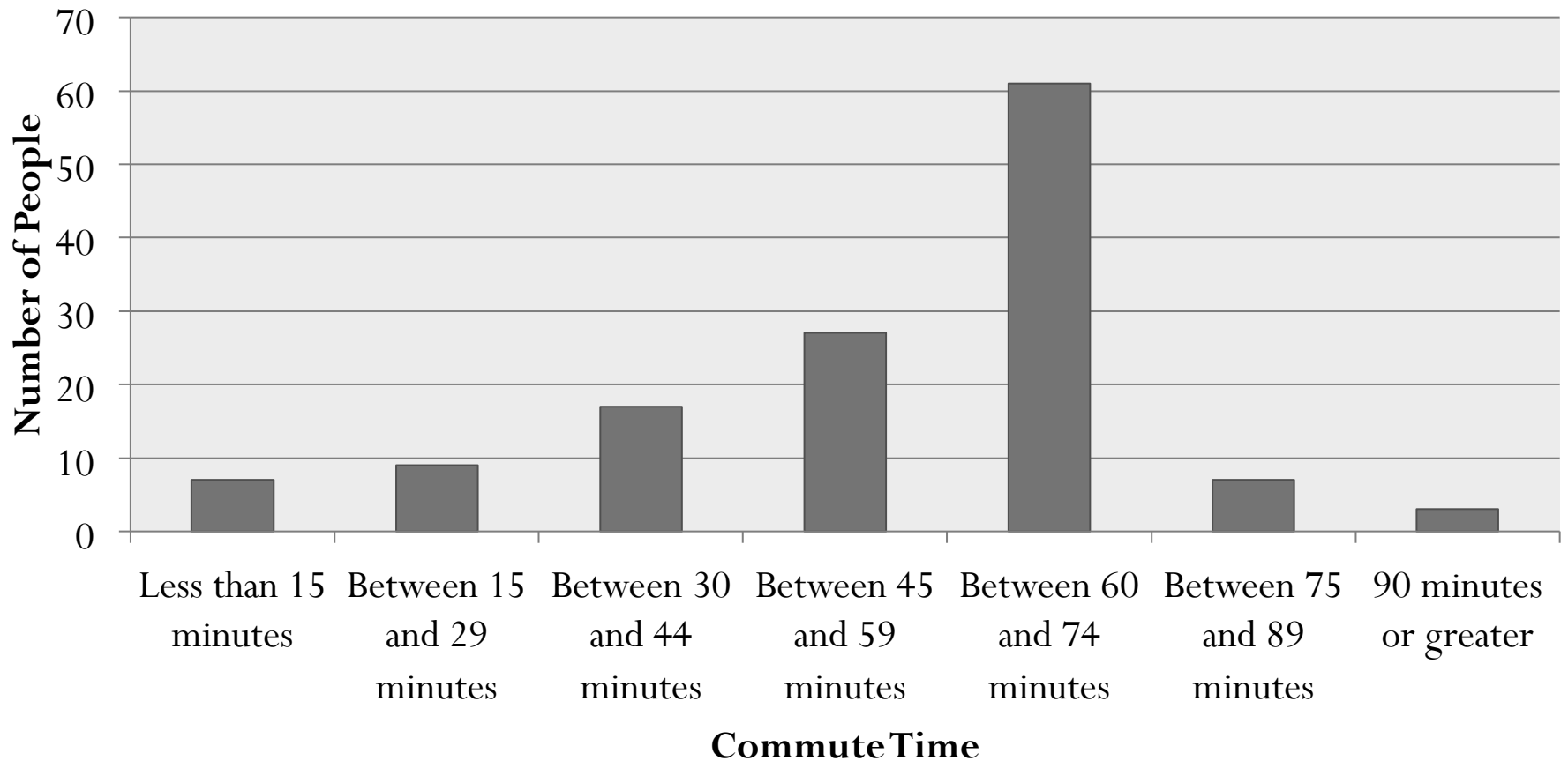
Work Schedule of Respondents

Work Schedule of Questionnaire Respondents



Length of Commute

Commute Time to Nickel Processing Facility - One Way



Factors Influencing The Commute on the move partnership



Amenities and services needed near the worksite to influence relocation

<i>Amenity</i>	<i>Number of Responses</i>
Entertainment	64
Grocery stores	60
Shopping malls/centres	51
Nothing	43
Job opportunities for partner	40
Housing	38
Education facilities	32

<i>Amenity</i>	<i>Number of Responses</i>
Competitive recreation programs	31
Gas prices	24
Daycare	21
Other	8
No response	4
Live in LH	3

Factors Influencing The Commute

on the move
partnership



What factors delay or prevent you from getting to the worksite?

<i>Factors</i>	<i>Percentage of Respondents</i>
Weather	84%
Road and traffic conditions	36%
Family issues	19%
Transportation issues	12%
Not applicable	11%

You have to deal with it. If that means getting up at 2am to shovel your driveway because you have to leave by 4 so you can get there for 7, I've done that. (BP20150831, August 2015).

Factors Influencing The Commute

on the move
partnership



How would you describe your sense of belonging to the community where you primarily reside?

<i>Level of Belonging</i>	<i>Percentage of Respondents</i>
Very weak	8%
Somewhat weak	8%
Neutral	50%
Somewhat strong	23%
Very strong	10%
No response	1%

I enjoy being in town, my family enjoys being in town. My significant other works in town, I mean I guess we could split the misery[...]. I'm a city kind of guy, I can't move back out (BH20150831, August 2015).

Conclusion

- Considering the work schedule and length of commute, many people are involved in 14 to 15 hour work days
- Factors to influence relocation closer to the worksite range from entertainment and shopping malls to nothing at all
- Workers continue to commute for work despite weather and traffic conditions

Questions?
jbarrett@mun.ca



Social Sciences and
Humanities Research
Council of Canada

Conseil de recherches
en sciences humaines
du Canada

Canada

The On the Move Partnership is a project of the SafetyNet Centre for Occupational Health & Safety Research at Memorial University. On the Move is funded by the Social Sciences and Humanities Research Council of Canada, the Research & Development Corporation of Newfoundland and Labrador, the Canada Foundation for Innovation, and numerous university and community partners.

Le partenariat en mouvement est un projet du Centre *SafetyNet for Occupational Health & Safety Research* à l'Université Memorial. En mouvement est subventionné par le Conseil de recherche en sciences humaines du Canada, par la *Newfoundland and Labrador Research & Development Corporation*, par la Fondation canadienne pour l'innovation, ainsi que par de nombreux partenaires et universités.